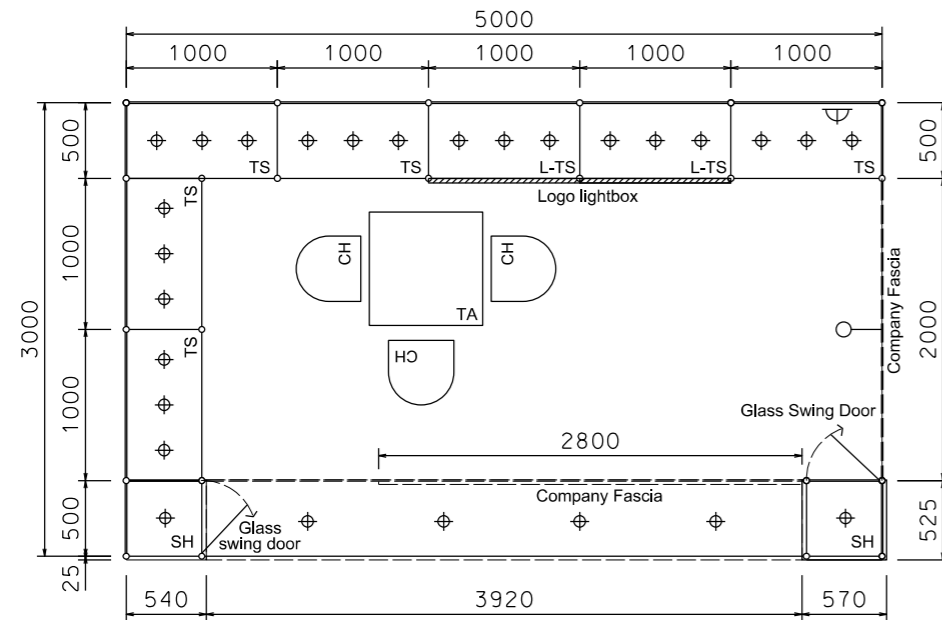
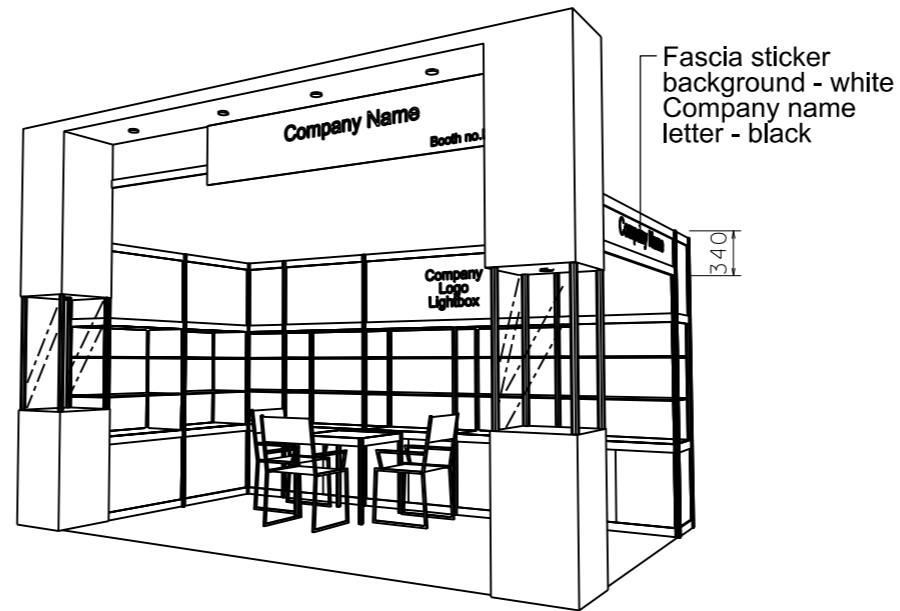


Premium Booth 5mW x 3mD Right Corner Booth

SD-C-W15 R-Cnr
5mW x 3mD x 3.5mH



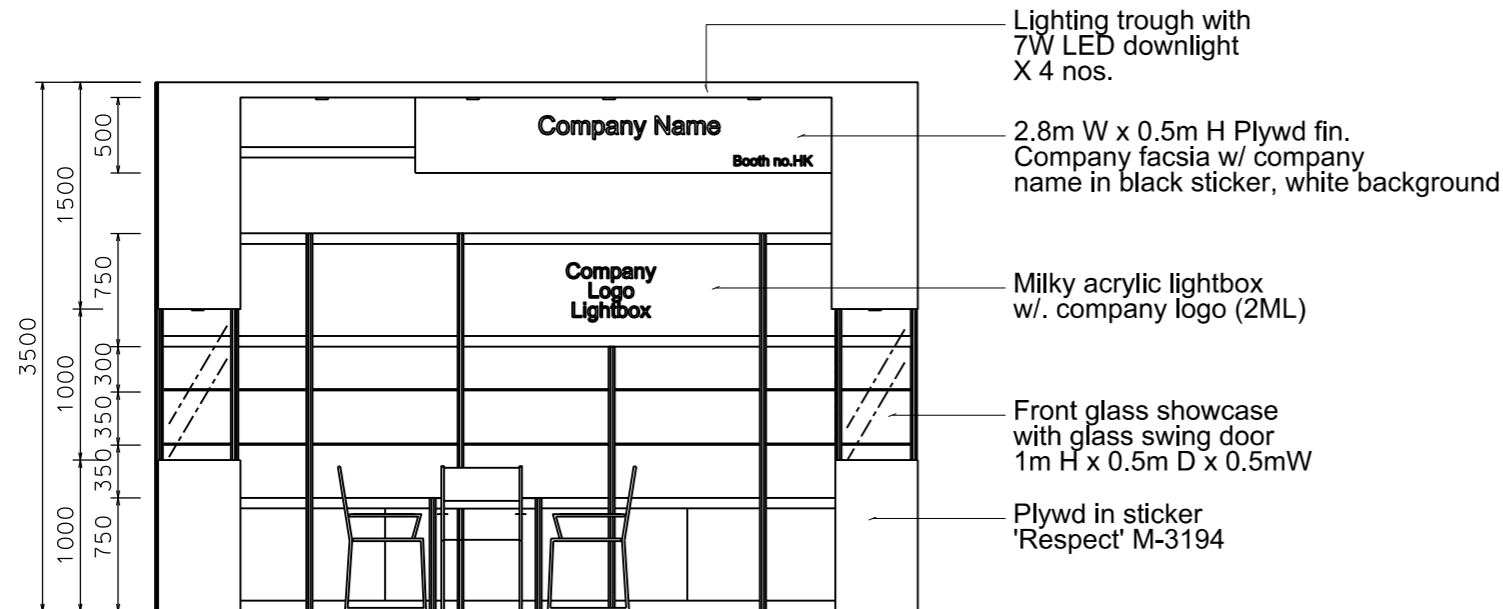
PLAN



PERSPECTIVE N.T.S.



COLOUR PERSPECTIVE N.T.S.



FRONT ELEVATION

BOOTH SPECIFICATION		QTY
	Tall showcase with 2 layer of glass shelf (with no door), 3x 7W LED downlights, with cabinet underneath	7
	Front showcase in sticker lamination finish with glass swing door w/ x1(7W) LED dowlight (no glass shelf)	2
	Square meeting table (0.7m X0.7m x 0.75mH)	1
	Black leather chair	3
	Longarmed spotlight w/13 watt LED lamp (yellow)	1
	7W LED light (for fascia)	4
	500w Square pin power socket	1
	Company Logo Lightbox (2mL x 0.75mH)	1

NOTES UNLESS OTHERWISE SPECIFIED ALL DIMENSIONS ARE IN MM.

.....
.....
.....

REVISION
13-02-2009
14-09-2009
22-01-2010
08-01-2019

DATE: 08-01-2019
SCALE: 1 : 50 (A3)
DRAWN BY: ..
CHECKED BY:

TITLE
Premium Booth
SD-C-W15
R-Corner

PROJECT
PREMIUM BOOTH
5m x 3m
Corner
DATE: XXXXXXXX

SHEET

SD-C04a