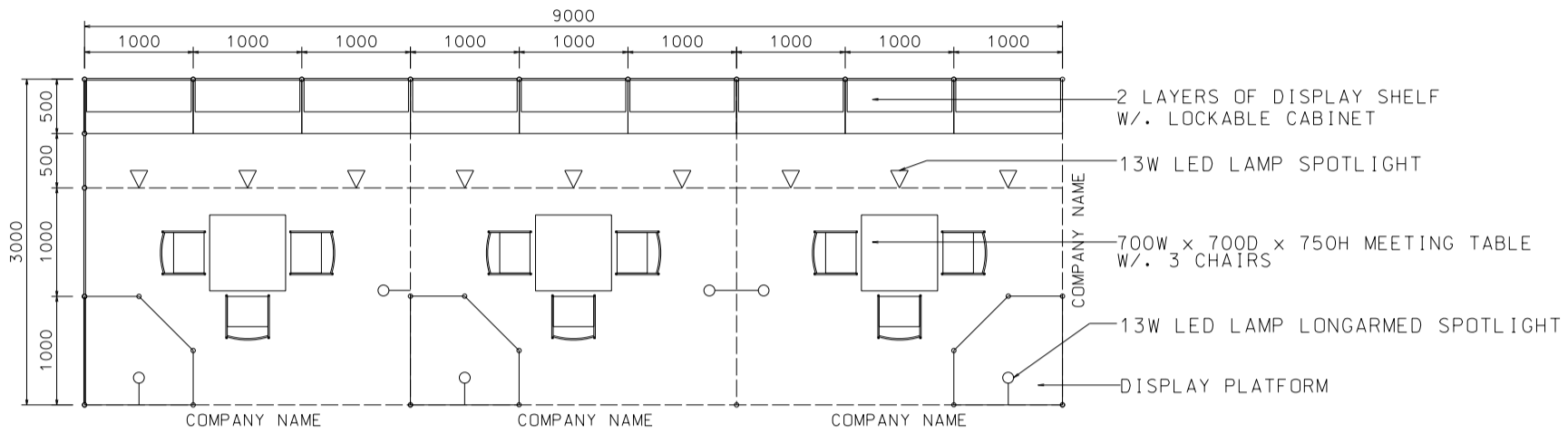



9M x 3M Standard Right Corner Booth

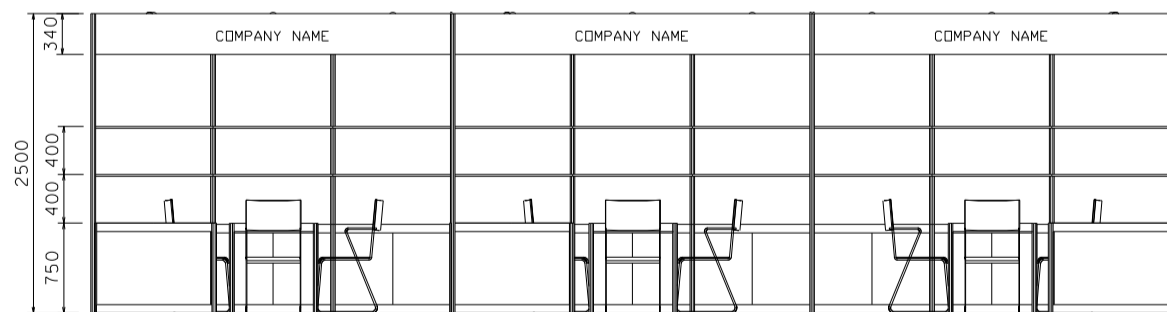
九米乘三米右邊角位攤位



PLAN



PERSPECTIVE



ELEVATION

BOOTH SPECIFICATIONS		QTY.
	LOCKABLE CABINET 1000L x 500W x 750H mm	9
	WOODEN DISPLAY SHELF FLAT (3000W X 300D mm)	6
	13W LED LAMP SPOTLIGHT(YELLOW LIGHT)	9
	13W LED LAMP LONGARMED SPOTLIGHT (YELLOW LIGHT)	6
	700W x 700D x 750H mm MEETING TABLE	3
	BLACK LEATHER CHAIR	9
	CEILING BEAM	15M
	DISPLAY PLATFORM	3
	RUBBISH BIN & CARPET (27sqm.)	